

**McLEAN COUNTY, ILLINOIS
AUDITOR'S QUARTERLY REPORT**

ALL FUNDS

Combined Statement of Revenues, Expenditures, and
Changes in Fund Balances - Budget and Actual
For the Nine Months Ended September 30, 2012

	General Funds		Special Revenue Funds		Nursing Home		Combined Funds	
	Budget	Actual	Budget	Actual	Budget	Actual	Budget	Actual
Revenues:								
Property taxes	\$ 11,601,523	\$ 11,170,925	\$ 21,594,735	\$ 20,830,763	\$ -	\$ -	\$ 33,196,258	\$ 32,001,688
Other	22,844,699	22,000,340	13,742,018	10,782,659	6,526,173	5,763,537	43,112,890	38,546,536
Total revenues	\$ 34,446,222	\$ 33,171,265	\$ 35,336,753	\$ 31,613,422	\$ 6,526,173	\$ 5,763,537	\$ 76,309,148	\$ 70,548,224
Expenditures:								
Personnel	\$ 23,992,770	\$ 16,717,166	\$ 15,965,873	\$ 10,924,448	\$ 5,205,361	\$ 3,866,397	\$ 45,164,004	\$ 31,508,011
Commodities	1,868,747	1,199,903	1,150,962	586,188	797,015	644,184	3,816,724	2,430,275
Contractual	8,090,628	7,229,586	18,586,653	9,219,927	1,098,864	911,678	27,776,145	17,361,191
Capital outlay	754,426	657,057	7,221,993	5,471,399	185,789	109,908	8,162,208	6,238,364
Employee benefits	-	4,566,079	-	-	-	-	-	4,566,079
Other	-	3,781	163,750	2,433,858	-	-	163,750	2,437,639
Total expenditures	\$ 34,706,571	\$ 30,373,572	\$ 43,089,231	\$ 28,635,820	\$ 7,287,029	\$ 5,532,167	\$ 85,082,831	\$ 64,541,559
Excess (deficiency) of revenues over expenditures	(260,349)	2,797,693	(7,752,478)	2,977,602	(760,856)	231,370	(8,773,683)	6,006,665
Other financing sources (uses) and adjustments:								
Transfers in	695,822	31,161	942,380	818,756	760,856	-	2,399,058	849,917
Transfers out	(882,458)	(608,825)	(1,446,796)	(239,025)	-	(2,067)	(2,329,254)	(849,917)
Total other financing sources	(186,636)	(577,664)	(504,416)	579,731	760,856	(2,067)	69,804	-
Net change in fund balance	(446,985)	2,220,029	(8,256,894)	3,557,333	-	\$ 229,303	(8,703,879)	\$ 6,006,665
Fund balance, beginning of year		12,177,590		18,360,395		10,145,462		40,683,447
Fund balance, end of period		14,397,619		21,917,728		10,374,765		46,690,112
Accounts payable at September 30,		(312,360)		(656,474)		(53,050)		(1,021,884)
Encumbrances at September 30,		(41,075)		(9,370)		-		(50,445)
Uncommitted cash balances at September 30,		14,044,184		21,251,884		10,321,715		45,617,783

McLEAN COUNTY, ILLINOIS
AUDITOR'S QUARTERLY REPORT

Special Revenue Funds
Combined Statement of Revenues, Expenditures, and
Changes in Fund Balance - Actual

For the Nine Months Ended September 30, 2012

	Dental Sealant Grant	Women's, Infants, and Children	Preventive Block Grant	Family Case Management	AIDS Counseling and Testing Grant	Persons With Developmental Disabilities	Tuberculosis Care and Treatment	County Health	County Highway
REVENUES									
General property taxes	\$ -	\$ -	\$ -	\$ -	\$ -	\$ 631,137	\$ 293,904	\$ 2,995,006	\$ 2,515,877
Other	382,291	328,141	150,545	430,300	172,068	-	105	1,443,894	1,001,973
Total revenues	<u>382,291</u>	<u>328,141</u>	<u>150,545</u>	<u>430,300</u>	<u>172,068</u>	<u>631,137</u>	<u>294,009</u>	<u>4,438,900</u>	<u>3,517,850</u>
EXPENDITURES									
Personnel	116,572	288,340	81,534	502,924	78,179	-	124,914	1,777,574	796,025
Commodities	28,094	15,266	10,507	13,089	14,471	-	1,022	63,017	294,448
Contractual	172,766	23,302	25,163	42,079	55,098	498,754	66,902	1,104,474	1,332,161
Capital outlay	51,025	-	-	-	5,000	-	-	44,047	952,376
Other	-	-	-	-	-	-	-	-	-
Total expenditures	<u>368,457</u>	<u>326,908</u>	<u>117,204</u>	<u>558,092</u>	<u>152,748</u>	<u>498,754</u>	<u>192,838</u>	<u>2,989,112</u>	<u>3,375,010</u>
Excess (deficiency) of revenues over expenditures	<u>13,834</u>	<u>1,233</u>	<u>33,341</u>	<u>(127,792)</u>	<u>19,320</u>	<u>132,383</u>	<u>101,171</u>	<u>1,449,788</u>	<u>142,840</u>
OTHER FINANCING SOURCES (USES)									
Transfers in	-	16,305	-	195,683	-	-	-	-	-
Proceeds from capital lease	-	-	-	-	-	-	-	-	-
Proceeds from disposition of capital assets	-	-	-	-	-	-	-	-	-
Transfers out	(855)	(3,107)	(939)	(3,301)	(936)	-	(1,405)	(227,128)	(1,354)
Total other financing sources (uses)	<u>(855)</u>	<u>13,198</u>	<u>(939)</u>	<u>192,382</u>	<u>(936)</u>	<u>-</u>	<u>(1,405)</u>	<u>(227,128)</u>	<u>(1,354)</u>
Net change in fund balances	12,979	14,431	32,402	64,590	18,384	132,383	99,766	1,222,660	141,486
FUND BALANCES (DEFICIT)									
Beginning of year	239,677	169,373	23,627	863,063	73,211	103,816	328,254	2,167,814	2,165,248
End of year	<u>\$ 252,656</u>	<u>\$ 183,804</u>	<u>\$ 56,029</u>	<u>\$ 927,653</u>	<u>\$ 91,595</u>	<u>\$ 236,199</u>	<u>\$ 428,020</u>	<u>\$ 3,390,474</u>	<u>\$ 2,306,734</u>

McLEAN COUNTY, ILLINOIS
AUDITOR'S QUARTERLY REPORT

Special Revenue Funds
Combined Statement of Revenues, Expenditures, and
Changes in Fund Balance - Actual

For the Nine Months Ended September 30, 2012

	County Bridge	County Matching Tax	County Motor Fuel Tax	Children's Advocacy Center	Social Security	Illinois Municipal Retirement	Co- operative Extension	Historical Museum	Veterans' Assistance Commission	Recorder Document Storage	Circuit Clerk Oper & Admin
REVENUES											
General property taxes	\$ 1,446,828	\$ 1,241,666	\$ -	\$ 133,511	\$ 2,404,735	\$ 4,044,117	\$ 518,971	\$ 63,939	\$ 163,209	\$ -	\$ -
Miscellaneous	318,237	-	1,716,778	181,838	-	69,313	-	-	50	97,648	16,575
Total revenues	<u>1,765,065</u>	<u>1,241,666</u>	<u>1,716,778</u>	<u>315,349</u>	<u>2,404,735</u>	<u>4,113,430</u>	<u>518,971</u>	<u>63,939</u>	<u>163,259</u>	<u>97,648</u>	<u>16,575</u>
EXPENDITURES											
Personnel	175,669	-	542,652	347,142	1,366,911	2,447,650	-	-	75,850	-	-
Commodities	-	-	-	5,488	-	-	-	-	3,418	-	627
Contractual	253,245	13,297	1,168,138	38,694	-	-	430,400	52,973	29,681	24,471	5,013
Capital outlay	1,448,675	1,095,000	260,532	-	-	-	-	-	808	-	-
Other	-	-	-	-	-	-	-	-	-	-	-
Total expenditures	<u>1,877,589</u>	<u>1,108,297</u>	<u>1,971,322</u>	<u>391,324</u>	<u>1,366,911</u>	<u>2,447,650</u>	<u>430,400</u>	<u>52,973</u>	<u>109,757</u>	<u>24,471</u>	<u>5,640</u>
Excess (deficiency) of revenues over expenditures	<u>(112,524)</u>	<u>133,369</u>	<u>(254,544)</u>	<u>(75,975)</u>	<u>1,037,824</u>	<u>1,665,780</u>	<u>88,571</u>	<u>10,966</u>	<u>53,502</u>	<u>73,177</u>	<u>10,935</u>
OTHER FINANCING SOURCES (USES)											
Transfers in	-	-	-	-	-	-	-	-	-	-	-
Proceeds from capital lease	-	-	-	-	-	-	-	-	-	-	-
Proceeds from disposition of capital assets	-	-	-	-	-	-	-	-	-	-	-
Transfers out	-	-	-	-	-	-	-	-	-	-	-
Total other financing sources (uses)	-	-	-	-	-	-	-	-	-	-	-
Net change in fund balances	<u>(112,524)</u>	<u>133,369</u>	<u>(254,544)</u>	<u>(75,975)</u>	<u>1,037,824</u>	<u>1,665,780</u>	<u>88,571</u>	<u>10,966</u>	<u>53,502</u>	<u>73,177</u>	<u>10,935</u>
FUND BALANCES (DEFICIT)											
Beginning of year	<u>2,739,254</u>	<u>842,094</u>	<u>3,315,795</u>	<u>63,717</u>	<u>501,509</u>	<u>248,160</u>	-	<u>84</u>	<u>102,605</u>	<u>129,690</u>	<u>97,396</u>
End of year	<u>\$ 2,626,730</u>	<u>\$ 975,463</u>	<u>\$ 3,061,251</u>	<u>\$ (12,258)</u>	<u>\$ 1,539,333</u>	<u>\$ 1,913,940</u>	<u>\$ 88,571</u>	<u>\$ 11,050</u>	<u>\$ 156,107</u>	<u>\$ 202,867</u>	<u>\$ 108,331</u>

McLEAN COUNTY, ILLINOIS
AUDITOR'S QUARTERLY REPORT

Special Revenue Funds
Combined Statement of Revenues, Expenditures, and
Changes in Fund Balance - Actual

For the Nine Months Ended September 30, 2012

	Circuit Clerk Automation	Court Security	Court Document Storage	Maintenance and Child Support Collection	State's Attorney Automation Fund	Probation Services	Evergreen Lake Lease	SCAAP - Justice Benefits	Federal Asset Forfeiture	Asset Forfeiture	D.A.R.E. Program
REVENUES											
General property taxes	\$ -	\$ -	\$ -	\$ -	\$ -	\$ -	\$ -	\$ -	\$ -	\$ -	\$ -
Miscellaneous	100,551	216,310	99,496	50,395	1,196	176,834	-	-	32,530	102,838	3,249
Total revenues	100,551	216,310	99,496	50,395	1,196	176,834	-	-	32,530	102,838	3,249
EXPENDITURES											
Personnel	-	265,099	91,911	49,323	-	-	-	-	-	-	-
Commodities	19,074	1,283	17,831	1,576	-	3,160	2,013	-	-	11,717	2,262
Contractual	7,932	2,070	13,365	-	-	18,632	-	8,224	904	28,996	-
Capital outlay	3,790	-	4,831	-	-	17,270	-	-	85,994	29,626	-
Other	-	-	-	-	-	-	-	-	-	-	-
Total expenditures	30,796	268,452	127,938	50,899	-	39,062	2,013	8,224	86,898	70,339	2,262
Excess (deficiency) of revenues over expenditures	69,755	(52,142)	(28,442)	(504)	1,196	137,772	(2,013)	(8,224)	(54,368)	32,499	987
OTHER FINANCING SOURCES (USES)											
Transfers in	-	-	-	-	-	-	-	-	-	-	-
Proceeds from capital lease	-	-	-	-	-	-	-	-	-	-	-
Proceeds from disposition of capital assets	-	-	-	-	-	-	-	-	-	-	-
Transfers out	-	-	-	-	-	-	-	-	-	-	-
Total other financing sources (uses)	-	-	-	-	-	-	-	-	-	-	-
Net change in fund balances	69,755	(52,142)	(28,442)	(504)	1,196	137,772	(2,013)	(8,224)	(54,368)	32,499	987
FUND BALANCES (DEFICIT)											
Beginning of year	204,250	(32,220)	393,214	232,788	-	129,295	38,894	10,510	111,213	220,564	3,213
End of year	\$ 274,005	\$ (84,362)	\$ 364,772	\$ 232,284	\$ 1,196	\$ 267,067	\$ 36,881	\$ 2,286	\$ 56,845	\$ 253,063	\$ 4,200

McLEAN COUNTY, ILLINOIS
AUDITOR'S QUARTERLY REPORT
Special Revenue Funds
Combined Statement of Revenues, Expenditures, and
Changes in Fund Balance - Actual

For the Nine Months Ended September 30, 2012

	Sheriff Donation Trust	IDPA IV-D Project	Waste Management	Multi- disciplinary Domestic Violence Grant	Public Building Commission Lease	Public Building Commission Rental - Operations and Maintenance	County Clerk Document Storage	Jail Prisoners' Commissary	GHS Fees	Collector Automation
\$	-	-	-	-	\$ 2,039,532	\$ 2,338,331	\$	-	\$	-
	-	261,168	85,356	121,973	-	-	16,082	-	120,761	-
	-	261,168	85,356	121,973	2,039,532	2,338,331	16,082	-	120,761	-
	-	185,807	-	146,076	-	-	13,395	-	-	-
	-	6,358	-	-	-	-	-	-	-	-
	-	38,678	114,342	67,781	642,966	2,424,286	-	-	-	-
	-	1,214	-	-	1,471,211	-	-	-	124,512	-
	-	232,057	114,342	213,857	2,114,177	2,424,286	13,395	-	124,512	-

Total revenues										
Total expenditures										
Excess (deficiency) of revenues over expenditures	-	29,111	(28,986)	(91,884)	(74,645)	(85,955)	2,687	-	(3,751)	-

OTHER FINANCING SOURCES (USES)

Transfers in	-	-	-	-	-	-	-	-	-	-
Proceeds from capital lease	-	-	-	-	-	-	-	-	-	-
Proceeds from disposition of capital assets	-	-	-	-	-	-	-	-	-	-
Transfers out	-	-	-	-	-	-	-	-	-	-
Total other financing sources (uses)	-	-	-	-	-	-	-	-	-	-

Net change in fund balances	-	29,111	(28,986)	(91,884)	(74,645)	(85,955)	2,687	-	(3,751)	-
-----------------------------	---	--------	----------	----------	----------	----------	-------	---	---------	---

FUND BALANCES (DEFICIT)

Beginning of year	11,699	6,846	163,404	16,792	164,771	(289,174)	7,337	124,408	27,436	34,102
End of year	\$ 11,699	\$ 35,957	\$ 134,418	\$ (75,092)	\$ 90,126	\$ (375,129)	\$ 10,024	\$ 124,408	\$ 23,685	\$ 34,102

McLEAN COUNTY, ILLINOIS
AUDITOR'S QUARTERLY REPORT
Special Revenue Funds
Combined Statement of Revenues, Expenditures, and
Changes in Fund Balance - Actual

For the Nine Months Ended September 30, 2012

	Neutral Custody Exchange Site	Children's Waiting Room	Electronic Citation Fund-Circuit Clerk	Metro McLean County Centralized Communications Center	Township Motor Fuel Tax	Township Bridge Program	Law Library	Capital Improvement Fund	Total Nonmajor Governmental Funds
REVENUES									
General property taxes	\$ -	\$ -	\$ -	\$ -	\$ -	\$ -	\$ -	\$ -	\$ 20,830,763
Miscellaneous	33,000	20,647	40,179	1,510,562	1,396,828	32,892	50,056	-	10,782,659
Total revenues	33,000	20,647	40,179	1,510,562	1,396,828	32,892	50,056	-	31,613,422
EXPENDITURES									
Personnel	-	-	-	1,441,839	-	-	9,062	-	10,924,448
Commodities	-	-	-	18,517	-	-	52,950	-	586,188
Contractual	41,670	26,000	-	446,600	-	-	870	-	9,219,927
Capital outlay	-	-	-	-	2,236,792	72,554	-	-	5,471,399
Other	-	-	-	-	-	-	-	-	2,433,858
Total expenditures	41,670	26,000	-	1,906,956	2,236,792	72,554	62,882	-	28,635,820
Excess (deficiency) of revenues over expenditures	(8,670)	(5,353)	40,179	(396,394)	(839,964)	(39,662)	(12,826)	-	2,977,602
OTHER FINANCING SOURCES (USES)									
Transfers in	-	-	-	606,768	-	-	-	-	818,756
Proceeds from capital lease	-	-	-	-	-	-	-	-	-
Proceeds from disposition of capital assets	-	-	-	-	-	-	-	-	-
Transfers out	-	-	-	-	-	-	-	-	(239,025)
Total other financing sources (uses)	-	-	-	606,768	-	-	-	-	579,731
Net change in fund balances	(8,670)	(5,353)	40,179	210,374	(839,964)	(39,662)	(12,826)	-	3,557,333
FUND BALANCES (DEFICIT)									
Beginning of year	10,535	43,688	53,571	143,248	2,420,036	(67,396)	2,498	486	18,360,395
End of year	\$ 1,865	\$ 38,335	\$ 93,750	\$ 353,622	\$ 1,580,072	\$ (107,058)	\$ (10,328)	\$ 486	\$ 21,917,728

McLEAN COUNTY, ILLINOIS
AUDITOR'S QUARTERLY REPORT

ALL FUNDS

Combined Statement of Revenues, Expenditures, and
Changes in Fund Balances

For the Nine Months Ended September 30, 2012

	General Funds			Special Revenue Funds			Nursing Home			Combined Funds	
	2012	2011		2012	2011		2012	2011	2012	2011	
Revenues:											
Property taxes	\$ 11,170,925	\$ 11,083,006	\$	\$ 20,830,763	\$ 20,322,508	\$	\$ -	\$ -	\$ 32,001,688	\$ 31,405,514	
Other	22,000,340	21,065,501		10,782,659	12,206,797		5,763,537	5,027,605	38,546,536	38,299,903	
Total revenues	\$ 33,171,265	\$ 32,148,507	\$	\$ 31,613,422	\$ 32,529,305	\$	\$ 5,763,537	\$ 5,027,605	\$ 70,548,224	\$ 69,705,417	
Expenditures:											
Personnel	\$ 16,717,166	\$ 16,650,206	\$	\$ 10,924,448	\$ 10,783,806	\$	\$ 3,866,397	\$ 3,603,305	\$ 31,508,011	\$ 31,037,317	
Commodities	1,199,903	1,276,444		586,188	673,192		644,184	596,468	2,430,275	2,546,104	
Contractual	7,229,586	7,557,259		9,219,927	7,376,691		911,678	659,067	17,361,191	15,593,017	
Capital outlay	657,057	430,817		5,471,399	4,518,176		109,908	60,678	6,238,364	5,009,671	
Employee benefits	4,566,079	4,080,117		-	-		-	-	4,566,079	4,080,117	
Other	3,781	276		2,433,858	2,491,970		-	11,099	2,437,639	2,503,345	
Total expenditures	\$ 30,373,572	\$ 29,995,119	\$	\$ 28,635,820	\$ 25,843,835	\$	\$ 5,532,167	\$ 4,930,617	\$ 64,541,559	\$ 60,769,571	
Excess (deficiency) of revenues over expenditures	2,797,693	2,153,388		2,977,602	6,685,470		231,370	96,988	6,006,665	8,935,846	
Other financing sources (uses) and adjustments:											
Transfers in	31,161	359,570		818,756	777,940		-	-	849,917	1,137,510	
Proceeds from capital lease	-	-		-	-		-	-	-	-	
Proceeds from disposition of capital assets	-	-		-	-		-	-	-	-	
Transfers out	(608,825)	(566,544)		(239,025)	(570,966)		(2,067)	-	(849,917)	(1,137,510)	
Total other financing sources	(577,664)	(206,974)		579,731	206,974		(2,067)	-	-	-	
Net change in fund balance	\$ 2,220,029	\$ 1,946,414	\$	\$ 3,557,333	\$ 6,892,444	\$	\$ 229,303	\$ 96,988	\$ 6,006,665	\$ 8,935,846	
Fund balance, beginning of year	12,177,590	10,323,826		18,360,395	18,833,249		10,145,462	8,651,530	40,683,447	37,808,605	
Fund balance, end of period	14,397,619	12,270,240		21,917,728	25,725,693		10,374,765	8,748,518	46,690,112	46,744,451	
Accounts payable at September 30,	(312,360)	(129,667)		(656,474)	(1,392,991)		(53,050)	(68,965)	(1,021,884)	(1,591,623)	
Encumbrances at September 30,	(41,075)	(394,344)		(9,370)	(34,594)		-	-	(50,445)	(428,938)	
Uncommitted cash balances at September 30,	14,044,184	11,746,229		21,251,884	24,298,108		10,321,715	8,679,553	45,617,783	44,723,890	


McLEAN COUNTY, ILLINOIS
AUDITOR'S QUARTERLY REPORT
GENERAL FUND EXPENDITURES BY DEPARTMENT

For the Nine Months Ended September 30, 2012


	3rd QUARTER	YTD	ANNUAL*	ENCUMBRANCES YTD	EXP & ENCUMB	PERCENT USED
	EXPENDITURES	EXPENDITURES	APPROPRIATION	ENCUMBRANCES	YTD EXP & ENCUMB	PERCENT USED
County Board	\$ 691,998	\$ 2,585,470	\$ 1,661,335	\$ -	\$ (924,135)	156%
County Administrator	83,076	317,688	476,857	-	159,169	67%
County Auditor	65,215	213,186	303,700	-	90,514	70%
County Treasurer	78,803	267,339	364,099	-	96,760	73%
County Clerk	118,009	585,899	869,251	-	283,352	67%
Recorder of Deeds	72,814	219,381	317,234	-	97,853	69%
Merit Board	1,869	3,183	16,490	-	13,307	19%
Circuit Clerk	478,137	1,530,270	2,237,681	-	707,411	68%
Circuit Court	191,982	640,587	904,214	-	263,627	71%
Jury Commission	25,193	84,133	110,591	-	26,458	76%
State's Attorney	600,503	1,758,796	2,450,045	-	691,249	72%
Public Defender	392,704	1,241,252	1,684,430	-	443,178	74%
Court Services	1,031,037	2,980,464	4,495,608	-	1,515,144	66%
County Sheriff	1,931,971	5,976,840	8,668,335	-	2,691,495	69%
Coroner	127,347	391,716	500,093	-	108,377	78%
Department of Building and Zoning	81,756	202,186	288,827	-	86,641	70%
Department of Parks and Recreation	131,729	343,745	531,500	-	187,755	65%
Facilities Management	801,356	2,795,484	3,918,890	-	1,123,406	71%
Information Services Department	479,516	1,400,683	1,776,782	41,075	335,024	81%
Emergency Management Agency	38,551	118,860	148,467	-	29,607	80%
City of Bloomington - Election	217,176	512,166	587,756	-	75,590	87%
Assessment Office	179,844	392,988	532,715	-	139,727	74%
GENERAL FUND TOTAL	\$ 7,820,586	\$ 24,562,316	\$ 32,844,900	\$ 41,075	\$ 8,241,509	75%
Tort Judgment	561,860	1,811,240	2,663,294	-	852,054	68%
Employee Benefits Fund	1,365,781	4,566,079	-	-	(4,566,079)	-
Fairview Building Fund	13,774	37,418	80,835	-	43,417	46%
Vending Machine Account	3,547	3,547	-	-	(3,547)	-
Bad Check Diversion Fund	-	1,796	-	-	(1,796)	-
Parks & Rec Special Revenue	-	-	-	-	-	-
GRAND TOTAL	\$ 9,765,548	\$ 30,982,396	\$ 35,589,029	\$ 41,075	\$ 4,565,558	87%

* Annual appropriation has been amended to include the VOIP Budget Amendment passed by the County Board.


McLean County, Illinois 2012 Expenditures - All Funds



McLean County, Illinois Revenues to Expenditures - General Fund



McLean County, Illinois Revenues to Expenditures - All Funds



McLean County, Illinois
2012 Expenditures - All Funds

Personnel	31,508,011	48.8%
Commodities	2,430,275	3.8%
Contractual	17,361,191	26.9%
Capital Outlay	6,238,364	9.7%
Employee benefits	4,566,079	7.1%
Other	2,437,639	3.8%
Total expenditures	<u>64,541,559</u>	<u>100.0%</u>

	General Fund		All Funds	
	2011	2010	2011	2010
Total Revenues	33,171,265	32,148,507	70,548,224	69,705,417
Total Expenditures	30,373,572	29,995,119	64,541,559	60,769,571

For the Nine Months Ended September 30, 2011